

SILO DISCHARGE MACHINE

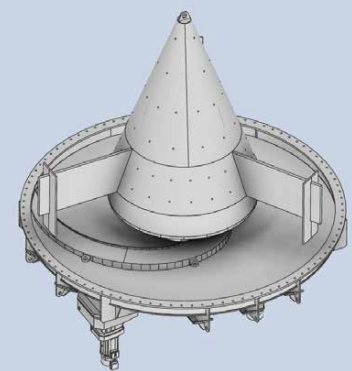
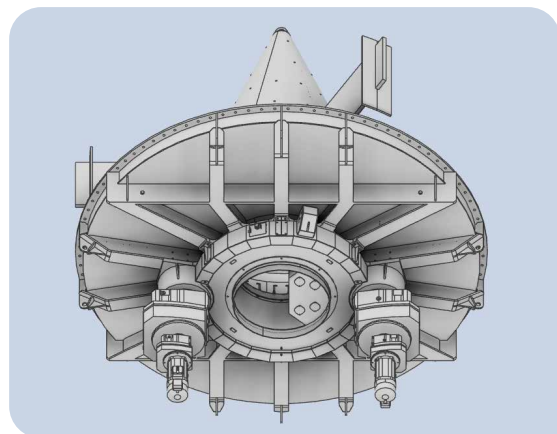


SILO DISCHARGE MACHINE

FUNCTIONAL DESCRIPTION

WTW's Silo Discharge Machine is our most versatile and flexible discharge solution, engineered for seamless integration into multiple applications, including unloading trains, trucks, and silos. With sizes ranging from 1.5 to 6 meters in diameter and discharge capacities up to 1,000 t/h, it's a top choice for handling the most challenging bulk materials, including wet, hot, sticky, and abrasive substances.

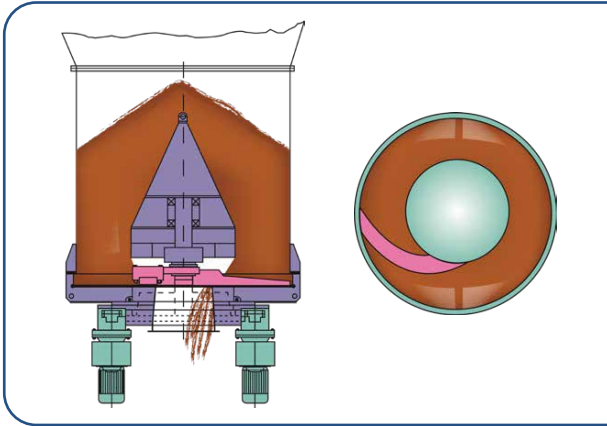
The machine's rotating discharge arm is designed to efficiently extract cohesive and sluggish bulk materials, guiding them toward a central floor opening covered by an inner cone to control flow. One revolution of the arm activates the entire silo bottom, maintaining material flowability, preventing solidification, and mitigating issues like bridge formation and ratholing. This innovative system ensures consistent performance, even under the toughest material handling conditions.



WHO WE ARE

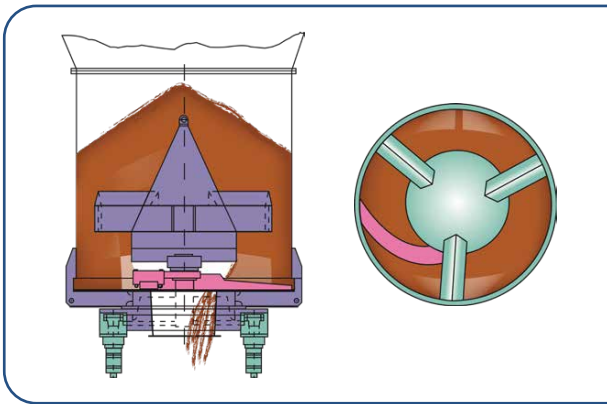
At WTW Americas, we lead the industry in designing precision-engineered, heavy-duty bulk material handling equipment. In partnership with **Gecos GmbH**, our German-engineered solutions deliver unmatched reliability and operational efficiency to industries like cement, power, mining, and environmental sectors, making us the trusted choice for advanced material handling challenges.

SILO DISCHARGE MACHINE OPTIONS



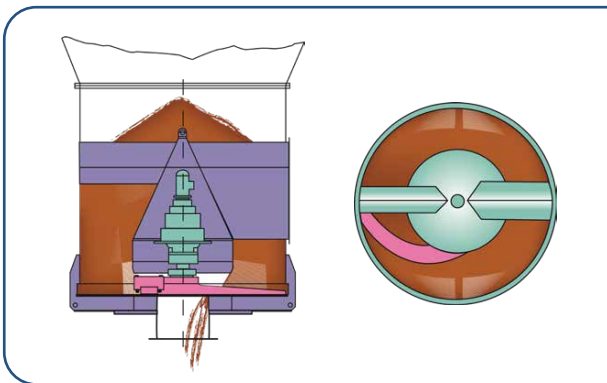
FREE SPINNING CONE

The free spinning cone has the advantage of having no obstacles such as cross beams or cone supports that would disrupt the material flow. Very sticky or non free-flowing bulk materials have no chance to build bridges. This feature allows for a bulk material to have up to 3 times the amount of storage time at rest when compared with a cone supported by beams. This design should be used for wet bulk materials such as FGD Gypsum, Clay, Marl, etc.



CONE SUPPORTED BY BEAMS

This design is used for bulk materials with poor flow characteristics, or for surge bins where long periods of storage time are not necessary. Typical bulk materials used in this machine are Limestone, Natural Gypsum, Ores, Coal, Petroleum Coke. Coarse or dry bulk materials can also be used with this machine.



INTERNAL DRIVE

This feature gives you the advantage of storing very dusty bulk materials or materials that have the tendency for spontaneous combustion. One of the arms is built as an inspection tunnel, so maintenance can be done without emptying the silo. Typical applications are Pulverized Coal, Sub-Bituminous Coal (PRB coal), Wet Fly Ash and Land Plaster.

BENEFITS TO YOU

- ✓ Optimizes storage space.
- ✓ Provides consistent, reliable discharging of your material.
- ✓ Continuous mass flow applicable to every industry.
- ✓ Heavy-duty, reliable design minimizes downtime and maintenance.

The Silo Discharge Machine can be used in pits to efficiently empty rail cars or trucks, and in hoppers to unload clam shells or front-end loaders—or traditionally used in silos.

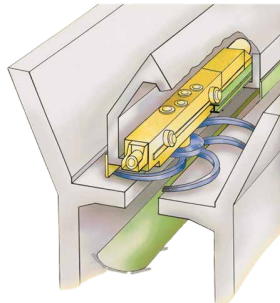
INDUSTRIES OUR PRODUCTS ARE BUILT FOR

- GYPSUM
- CEMENT
- POWER
- ALTERNATIVE FUELS
- MINING
- CHEMICAL
- FOUNDRIES
- ENVIRONMENTAL PROTECTION
- SLUDGE & WASTE HANDLING

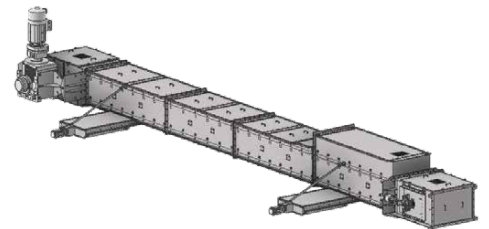
MORE WTW AMERICAS PRODUCTS



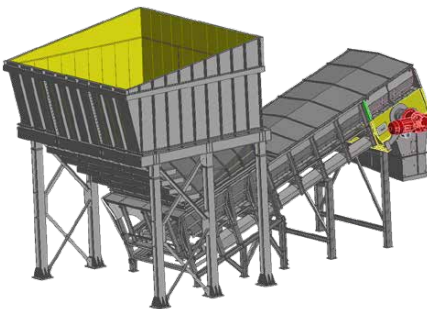
ROTARY DISCHARGE MACHINE




BUNKER DISCHARGE MACHINE



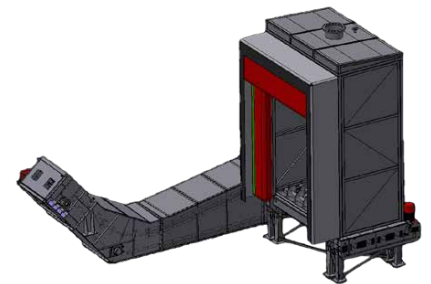
TKF CHAIN CONVEYOR



TRUCK DISCHARGE MACHINE



SWEEPING AUGER



TRAILER DOCKING STATION

YOUR BULK MATERIAL HANDLING EXPERTS!

P.O. BOX 1536, PETERBOROUGH, ON CANADA • K9J 7H7